


FREEDOM TO MOVE



TOYOTA LAND CRUISER PRADO




Disclaimer: Toyota Motor Philippines Corporation reserves the right to change the vehicle specifications without prior notice. Vehicle featured is Toyota Land Cruiser Prado.





EXTERIOR/PERFORMANCE

An SUV that matches your style and status, the Toyota Land Cruiser Prado has a premium exterior that will make heads turn. It also boasts a powerful 4.0 1GR-FE Gas Engine with a 6-speed transmission for a smooth ride that will take you anywhere in no time.



KINETIC DYNAMIC SUSPENSION SYSTEM



19" ALLOY WHEELS



4.0L 1GR-FE GAS ENGINE WITH 275 PS AND 381 NM TORQUE



LED PROJECTOR HEADLAMPS WITH DAYTIME RUNNING LIGHT



LED FOG LIGHTS




INTERIOR

Comfort is key. With its 8-way power adjust driver seat, 4-way power adjust for passenger seats, and other premium interior features, the Toyota Land Cruiser Prado will make your rides feel satisfying.



FRONT A/C CONTROL, REAR INDEPENDENT A/C CONTROL



6 SPEAKER DISPLAY AUDIO WITH APPLE CARPLAY AND ANDROID AUTO



SEAT A/C FOR DRIVER AND FRONT PASSENGER

SAFETY

Ride at ease with Toyota Land Cruiser Prado's built-in safety features. Apart from 7 SRS Airbags, this SUV is equipped with Vehicle Stability Control, Active Traction Control, and Downhill Assist Control so you can be secure with every drive.



VEHICLE STABILITY CONTROL
Keeps the vehicle stable during tight cornering.

ACTIVE TRACTION CONTROL
Independently controls each wheel spin for maximum traction in any condition.











DOWNHILL ASSIST CONTROL
Engage engine brake automatically to increase control and safety when descending steep inclines.

SPECIFICATIONS		Land Cruiser Prado	
		2.8L Diesel A/T	4.0L Gas A/T
DIMENSION AND WEIGHT			
Overall Length x Width x Height	mm	4,840 x 1,885 x 1,890	
Wheelbase	mm	2,790	
Thread: Front / Rear	mm	1,585 / 1,585	
Ground Clearance	mm	215	
Minimum Turning Radius	m	5.8	
Seating Capacity		7 pax	
ENGINE			
Model		1GD-FTV	1GR-FE
Type		4-Cylinder Inline 16 Valve DOHC Turbocharged Diesel Engine With Intercooler	6-Cylinder V-type 24 valve DOHC with Dual VVT-i
Displacement	cc	2,755	3,956
Maximum Output	ps / rpm	204 / 3,400	275 / 5,600
Maximum Torque	Nm / rpm	500 / 2,800	381 / 4,400
Transmission		6-Speed Automatic with Sequential Shift	
CHASSIS			
Suspensions	Front	Double Wishbone Independent Suspension with Stabilizer	
	Rear	4-Link Type Suspension with Stabilizer	
Stabilizers		Kinetic Dynamic Suspension System (KDSS)	
Brakes	Front	Ventilated Discs	
	Rear	Ventilated Discs	
Steering System		Rack and Pinion with Power Assist	
Tires / Wheels		265 / 55 R19 7.5J Alloy	
Transfer		Full time 4x4	
EXTERIOR			
Headlamp		LED Projector Type with Auto Leveling; with LED Clearance Lamp	
Headlamp Cleaner		With	
Front Fog and Driving Lamp		LED	
Daytime Running Lights		With	
Tail Lamps		LED	
Rear Foglamp		With	
Bumper		Front and Rear Color Keyed	
Front Grille		Chrome	
Door Outside Handle		Color Keyed with Smart Entry	
Outside Rear View Mirror		Color Keyed with Side Turn Lamps; with Heater	
Front Windshield Wiper		Rain Sensing	
Side and Rear Step		With Illumination	
Roof Rail		With	
Rear Spoiler		With	
Rear Windshield Wiper		With	
Rear Glass Hatch		With Defogger	
Spare Tire Carrier		Underfloor	
INTERIOR			
Seats	Front	Driver: 8-way Power Adjust with Seat A/C Passenger: 4-way Power Adjust with Seat A/C	
	Rear #1	60:40 Split, Folding, with Armrest and Adjustable Headrests (3 pcs.)	
	Rear #2	50:50 Split, Power Fold Full Flat Seats, with Folding Headrests (2 pcs.)	
Seat Material		Leather	
Steering Wheel and Column		4-Spoke Leather / Power Tilt and Telescopic Adjustable	
Steering Wheel Switch		With Audio / MID / Bluetooth	
Instrument Panel Center Cluster		Leather with Stitching	
Room Lamp		Front with Map Lamp, Rear #1 (2 pcs.) and Rear #2 (2 pcs.)	
Shift Knob / Shift Boot		Leather	
Console Box		With Tray and Air Conditioning Ventilation	
Overhead Console		Sunglass Holder with Conversation Mirror	
Ventilated Console Box		With	
Cupholders	Front	Front (2 pcs.)	
	Rear	Rear #1 (2 pcs.) and Rear #2 (2 pcs.)	
Sunvisors	Driver	With Vanity Mirror and Lamp	
	Passenger	With Vanity Mirror and Lamp	
Door Trim		Moulded, Leather with Door Pockets	
Inner Rear View Mirror		EC Rear View Mirror	



SPECIFICATIONS	Land Cruiser Prado	
	2.8L Diesel A/T	4.0L Gas A/T
FUNCTION		
Power Features	Window, Doorlock, Outside Rear View Mirror + Retract	
Combination Meters	Optitron with Multi-Information Display	
Multi-Information Display	Center Meter Cluster, 4.2" Monitor, TFT Color Display	
Back Monitor	With	
Clearance and Back Sonar	8 Sensor System: 2 Front, 2 Rear, 4 Corners	
Accessory Power Outlet	12V Front, Rear and Deck	
Air Conditioning System	Dual, Auto Climate Control with Front (L/R) and Rear Independent Control	
Vehicle Security System	With Immobilizer and Alarm	
Push Start System	With	
Wireless Doorlock	With Smart Entry	
Cruise Control	With	
Integrated Sport Drive	Without	With
Audio System	6-Speaker Display Audio with Apple Carplay & Android Auto	
Navigation System	With	
SAFETY		
SRS Airbags	Driver and Passenger, Driver Knee, Front Side and Curtain Side	
Brake Control Systems	Anti-lock Brake System (ABS)	With Electronic Brakeforce Distribution (EBD) and Brake Assist (BA)
	Vehicle Stability Control (VSC)	With Trailer Sway Control
	Traction Control (A-TRC)	With
	Downhill Assist Control (DAC)	With
Seatbelts	Front	3Pt. ELR x2 with Force Limiter & Pretensioner
	Rear #1	3Pt. ALR x2 + 3Pt. ELR x1
	Rear #2	3Pt. ELR x2
Front Active Headrest	With	
Child Proof Lock	With	
Light Control System	With	
High Mount Stop Lamp	LED Type	
Emergency Stop Lamp	With	
Sidedoor Impact Beams	With	

	2.8 DIESEL A/T	4.0 GAS A/T
WHITE PEARL CRYSTAL SHINE		
SILVER METALLIC 2		
GRAY METALLIC		
ATTITUDE BLACK MICA		



WHITE PEARL CRYSTAL SHINE



SILVER METALLIC 2




GRAY METALLIC



ATTITUDE BLACK MICA





TOYOTA